


Fit-For-Purpose Custom Antibodies!

Antibody solutions tailored to meet your needs


MONOCLONAL ANTIBODIES

- ◆ Optimized platform to guide selection of immunogen, immunization schedule, and hybridoma screening approach
- ◆ NOT “one-size-fits-all”: Project customized to meet your individual requirements
- ◆ Broad utility as therapeutics, diagnostic tools, and research reagents



POLYCLONAL ANTIBODIES

- ◆ Multiple options for antibody host — chicken, rabbit, goat, alpaca, guinea pig
- ◆ Guidance from our expert Antibody Development Group every step of the way
- ◆ Comprehensive development process including immunogen selection, immunization schedule, ELISA reports, and purification



IMMUNOASSAY SERVICES

- ◆ ISO-13485 certified IVD manufacturer
- ◆ Antibody pair development and screening for IVD
- ◆ Antibody production/purification
- ◆ ELISA formatting
- ◆ Control slide production



ANTIBODY PRODUCTION AND CONJUGATION

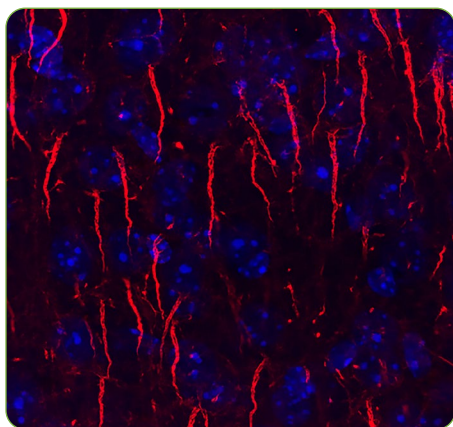
- ◆ Hybridoma mAb scale-up (*in vitro* bioreactor)
- ◆ Antibody conjugation (Biotin, FITC, HRP)
- ◆ Antibody purification (protein A/G, affinity purification)



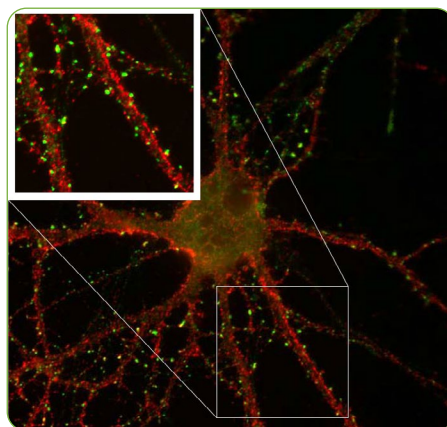
Featured Products

Founded on a Passion for Science

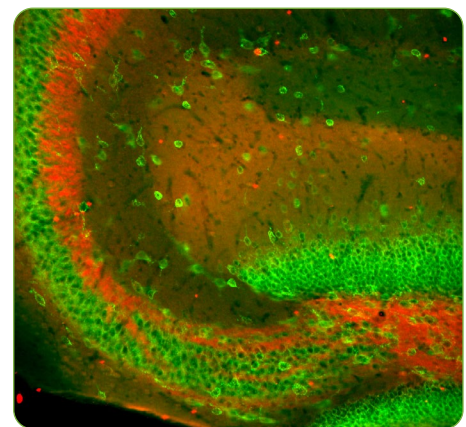
CATALOG #	TARGET	CLONE	TESTED/ASSUMED-BASED ON 100% SEQUENCE HOMOLOGY	VALIDATED APPLICATIONS
75-146	Ankyrin G	N106/36	Human, Mouse, Rat	IHC, ICC
75-147	Ankyrin G	N106/65	Human, Mouse, Rat	IHC, ICC
75-287	Arl13b	N295B/66	Mouse, Rat	IHC, ICC, WB
75-001	CASPR/Neurexin IV	K65/35	Human, Mouse, Rat	IHC, IP, WB
75-131	GFP	N86/8	N/A	IHC, IP, WB
75-272	GluN1/NR1 Glutamate Receptor	N308/48	Human, Mouse, Rat	IHC, ICC, WB
75-008	Kv1.2 K+ Channel	K14/16	Human, Mouse, Rat	IHC, IP, WB
75-253	LRRK2/Dardarin, C-Terminus	N241A/34	Human, Mouse, Rat	IHC, ICC, WB
75-308	LRRK2/Dardarin, N-Terminus	8G10	Human, Mouse, Rat	IHC, ICC, WB
75-355	Map3K12	N377/20	Mouse, Rat	IHC, ICC, WB
75-023	Nav1.1 Na+ Channel	K74/71	Human, Mouse, Rat	IHC, ICC, WB
75-026	Nav1.6 Na+ Channel	K87A/10	Human, Mouse, Rat	IHC, IP
75-103	Nav1.7	N68/6	Human, Mouse, Rat	IHC, IP, WB
75-172	Neurofascin	A12/18	Human, Rat	IHC, IP, WB
75-028	PSD95	K28/43	Human, Mouse, Rat	IHC, IP, WB
75-170	RGS14	N133/21	Mouse, Rat	IHC, ICC, WB
75-022	Slo1 Maxi-K+ Channel	L6/60	Human, Mouse, Rat, Zebrafish	IHC, IP, WB
75-014	TrpC5	N67/15	Human, Mouse, Rat	IHC, IP, WB
75-700	Tyrosine Hydroxylase	LNC1	Chicken, Frog, Human, Lizard, Monkey, Mouse, Rat, Vole, Zebrafish	IHC, ICC, WB, IP



Ankyrin G
Immunofluorescence labeling of Ankyrin G in axon initial segments of adult rat cortex Catalog #75-147, red) and Hoechst nuclear stain (blue).



PSD95
Immunofluorescence staining of PSD95 in cultured rat hippocampal neurons with (Catalog #75-028, green) and Kv4.2 (Catalog # 75-016, red) right image is higher magnification of left image (dotted lines).



Slo1 Maxi-K+ Channel
Immunofluorescence staining of hippocampal CA3 of adult Slo1 (Catalog #75-022, red) and Kv2.1 rabbit polyclonal (green).



Placing your order with Antibodies Inc is fast and easy.

Order online: antibodiesinc.com

Call toll-free: (530) 758.4400

Fax: (530) 758.6307

Made in the USA

